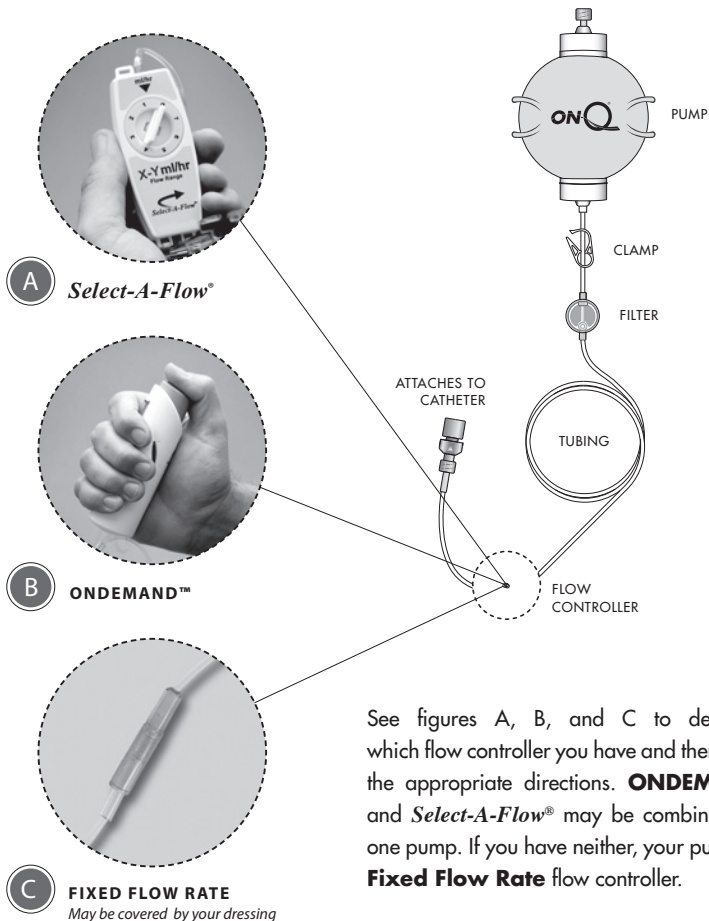


PATIENT GUIDELINES

This Guideline is intended to supplement the specific instructions from your healthcare provider.



See figures A, B, and C to determine which flow controller you have and then follow the appropriate directions. **ONDEMAND™** and **Select-A-Flow®** may be combined with one pump. If you have neither, your pump is a **Fixed Flow Rate** flow controller.

WHAT IS THE ON-Q®?

The ON-Q is a balloon type pump filled with a medicine to treat your pain. It blocks the pain in the area of your procedure, giving you better pain relief than taking only a narcotic type medicine. With ON-Q, you may need to take less pain medicine.

HOW DOES THE ON-Q WORK?

The pump is attached to a catheter or catheters (small tube near your procedure site). The pump automatically delivers the medicine at a very slow flow rate. Do not squeeze the pump. The pump has the force needed to deliver your medicine. The pump is completely portable. It may be clipped to your clothing or dressing or placed in a small carrying case.

HOW DO I KNOW THE PUMP IS WORKING?

- The pump gives your medicine very slowly. It may take longer than 24 hours after your procedure to notice a change in the size and look of the pump. Your pump may look similar to this picture after 24 hours.
- Do not expect to see a change in the pump every hour.
- You will not see a fluid line or air space in the pump ball. The pump tubing will look clear and you will not see the medicine moving through the tubing.
- In time, the outside bag on the pump will begin to get looser and wrinkles will begin to form in the bag.
- As the medicine is delivered, the pump ball will gradually become smaller.
- You should also take your pain medicine as instructed by your doctor.
- **Check the following:**
 - ✓ Make sure the white clamp on the tubing is open (moves freely on the tubing).
 - ✓ Make sure there are no kinks in the pump tubing.
 - ✓ Do not tape or cover up the filter.



HOW LONG WILL MY ON-Q LAST?

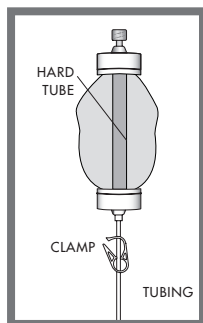
Depending on the size of your pump, it may take 2-5 days to give all the medicine. All your medicine has been delivered when the ON-Q pump is no longer full. The outside bag will be flat and a hard tube can be felt in the middle of the pump.

WHAT SHOULD I DO WITH MY ON-Q WHEN SLEEPING?

- ✓ Make sure the pump is placed on a bedside table, or on top of the bed covers.
- ✓ Do not place the pump underneath the bed covers where the pump may become too warm.
- ✓ Do not place the pump on the floor or hang the pump on a bed post.

CAN I TAKE A SHOWER WITH ON-Q?

- ✓ Your doctor will tell you when it's ok for you to take a shower.
- ✓ Follow your doctor's instructions for showering. Take care to protect the catheter site, pump and filter from water. Do not submerge the pump in water.



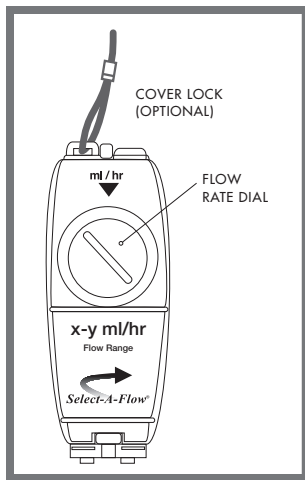
A ON-Q® WITH SELECT-A-FLOW®

SELECT-A-FLOW RATE _____

The Select-A-Flow is a flow controller that allows your doctor to adjust the amount of medicine you receive to best meet your needs. Your Select-A-Flow may be either 1-7 or 2-14 ml/hr.

WARNING: Do not change the flow rate on the Select-A-Flow dial unless instructed by your doctor. Changing the flow rate without your doctor's instruction may result in the wrong dose of medicine delivered which could cause serious injury.

- ✓ Do not tape tubing to skin. The Select-A-Flow should be worn outside your clothing.



B ON-Q® WITH ONDEMAND™

BOLUS DOSE LIMIT _____

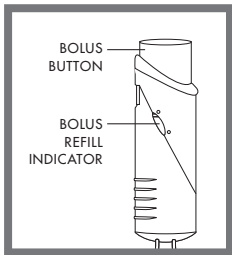
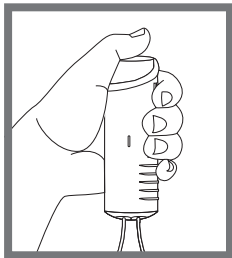
The ONDEMAND is a flow controller that allows you to give an extra dose of medicine when needed if you continue to have pain. The ONDEMAND may be clipped to your carrying case or clothing.

TO RECEIVE AN EXTRA DOSE OF MEDICINE

- ✓ If instructed by your doctor, follow their instructions on how often you may give a bolus.
- ✓ Press down on the bolus button until the button locks into place.
- ✓ The medicine will be delivered and the bolus button will pop up after a few minutes. The bolus will then begin to refill.
- ✓ The orange bolus refill indicator on the side of the ONDEMAND shows you how much medicine is in the bolus.
- ✓ Another full dose of medicine is available when the orange bolus refill indicator is at the top level. This will take approximately 30 or 60 minutes. (See *bolus label*)

WARNING: If bolus button does not pop back up after 30 minutes, close the clamp on your pump tubing and call your doctor immediately because you may be receiving more medication than expected. Pressing the button before the end of the refill time will give you a portion of the medicine dose.

- ✓ **Do not tape tubing to skin. The ONDEMAND bolus should be worn outside your clothing.**



C ON-Q® FIXED FLOW RATE

If you don't see Select-A-Flow or ONDEMAND, then your pump has a Fixed Flow Rate.

- ✓ **Make sure that the lower part of the pump tubing with the flow controller is next to your skin. This will allow the pump to give medicine in the right amount of time.**
- ✓ If you are using ice or cold therapy, place it away from the lower part of the pump tubing with the flow controller.



TROUBLESHOOTING

Tubing Disconnection:

- If the pump tubing accidentally becomes disconnected from your catheter, **DO NOT** put it back in. Close the tubing clamp and immediately contact your doctor for instructions.

Leaking:

- If leaking from the pump or pump tubing occurs:
 - ✓ Close the clamp on the tubing and call your doctor.
 - ✓ Please save the pump for your doctor to return to I-Flow.

WARNING: The following symptoms may represent a serious medical condition. Immediately close the clamp on the pump tubing and call your doctor or 911 in case of an emergency to prevent serious patient injury.

- Increase in pain
- Fever, chills, sweats
- Bowel or bladder changes
- Difficulty breathing
- Redness, warmth, discharge or excessive bleeding from the catheter site.
- Pain, swelling or a large bruise around the catheter site
- Dizziness, light headedness
- Blurred vision
- Ringing, buzzing in your ears
- Metal taste in your mouth
- Numbness and/or tingling around your mouth, fingers or toes
- Drowsiness
- Confusion
- Other side effects:** _____

PRECAUTIONS

- Do not reuse.
- Protect the pump and catheter site from water according to your doctor's instructions.

SPECIAL INSTRUCTIONS

MEDICATION IN PUMP

LOCAL ANESTHETIC

Drug Name _____

Drug Concentration _____

NUMBNESS

Be aware that you may experience loss of feeling at and around the area of your procedure. If numbness occurs, take proper measures to avoid injury.

Be careful when placing hot or cold items on a numb limb.

OTHER MEDICATIONS

CATHETER

Surgery Site Nerve Block Epidural

APPROXIMATE DATE INFUSION COMPLETE _____

CALL YOUR DOCTOR FOR ALL MEDICAL QUESTIONS OR CALL 911 FOR AN EMERGENCY

Doctor _____

Phone _____

Next Appt _____



NOW LABELED FOR

ON-Q

ENHANCED INDICATIONS

ON-Q IS INDICATED FOR:

- *Significantly less need for narcotics*
- *Significantly better pain relief than narcotics alone*



There are inherent risks in all medical devices. Please refer to the product labeling for **Indications, Cautions, Warnings** and **Contraindications**. Failure to follow the product labeling could directly impact patient safety. Physician is responsible for prescribing and administering medications per instructions provided by the drug manufacturer. Refer to www.myON-Q.com for product safety Technical Bulletins.

FOR 24 HOUR PRODUCT SUPPORT CALL

800.444.2728 OR **949.206.2700**

20202 Windrow Drive | Lake Forest | California 92630

FOR CLINICAL STUDIES VISIT

myON-Q.com

CE **European Representative:**
Kimberly-Clark N.V.
Belgicastraat 13
0086 1930 Zaventem, Belgium

Rx only.

I-Flow, ON-Q, and Select-A-Flow are registered trademarks and Redefining Recovery and ONDEMAND are trademarks of I-Flow Corporation.

© 2011 I-Flow Corporation. All right reserved.



1307136A 05/2011